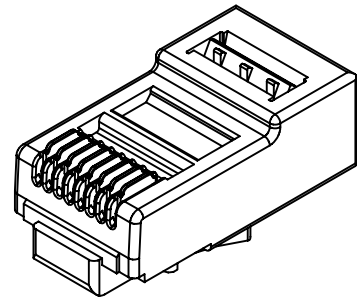
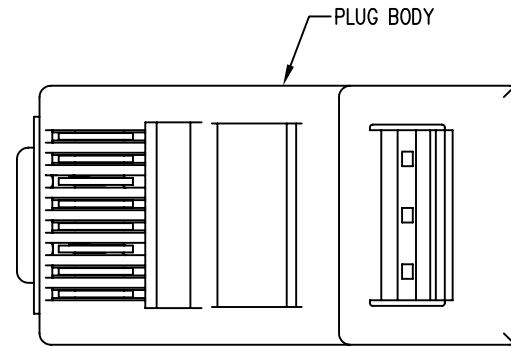


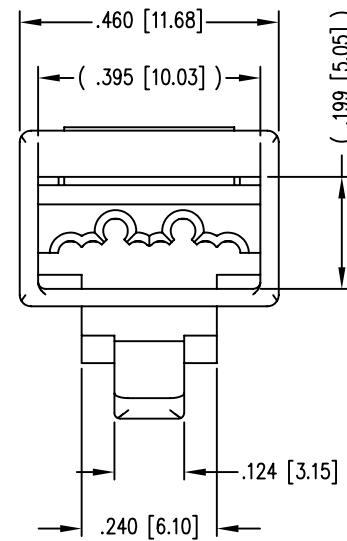
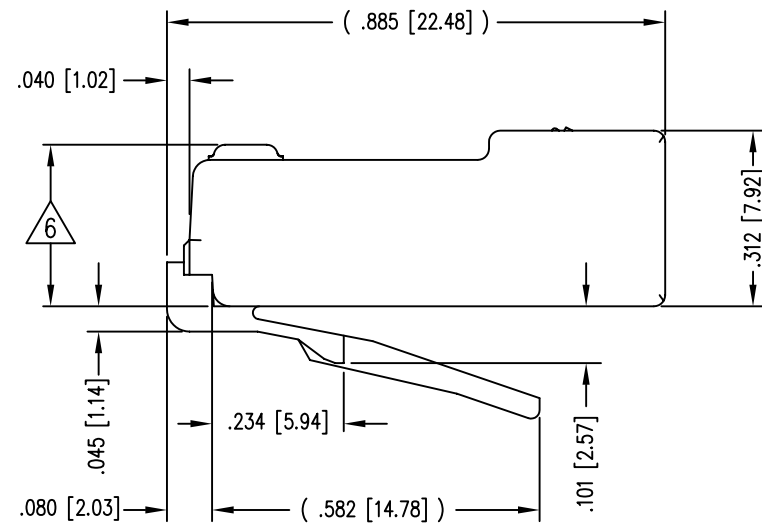
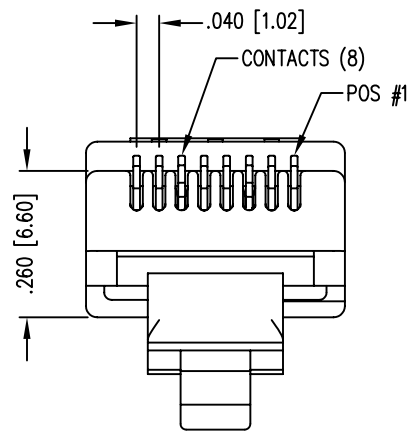
DATE	REV	ECN	APP'D. BY
2-10-06	A4	7496	JAF
3-31-06	A5	7567	TRM
1-29-09	A6	8642	TA



PLUG HOUSING



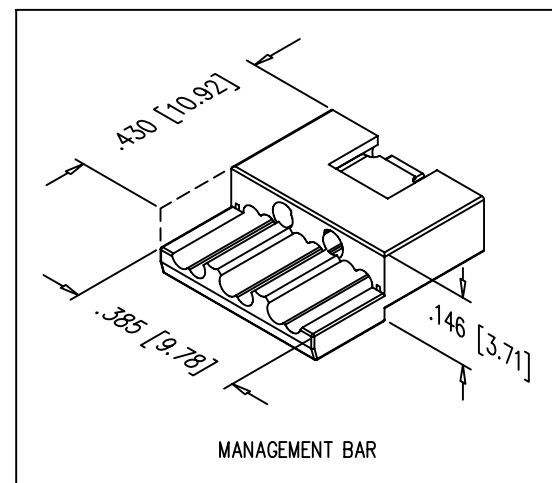
PLUG BODY




NOTES:

- 1- PLUG KIT CONSISTS OF :
PRE-INSERTED PLUG BODY
MANAGEMENT BAR
- 2- MATERIALS :
FRONT HOUSING PLASTIC : CLEAR POLYCARBONATE, UL 94-V0
MANAGEMENT BAR : CLEAR POLYCARBONATE, UL 94-V0
MANAGEMENT BAR COMPENSATOR: TIN PLATED BRASS
CONTACTS : PHOSPHOR BRONZE, SELECTIVE GOLD PLATING
- 3- CONTACTS TERMINATE SOLID OR STRANDED CONDUCTORS BETWEEN .037 [0.94] TO .042 [1.07] OUTSIDE DIAMETER OF INSULATION.
- 4- PLUG SPECIFICATION: FOR CATEGORY 6 APPLICATIONS.
- 5- DIMENSIONS AND TOLERANCES COMPLY WITH FCC/CFR 47, PART 68.
- 6- TERMINATED PLUG HEIGHT: .237 [6.02] ±.005 [0.13] ON CABLE
- 7- FOR PRODUCT SPECIFICATIONS SEE PRO26-01

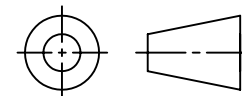
BAG OF 25	50 MICRO-INCHES [1.27um]	SS-39100-018
BULK	50 MICRO-INCHES [1.27um]	SS-39100-004
PACKAGE	CONTACT PLATING IN MATING AREA	PART NUMBER



MANAGEMENT BAR



THIRD ANGLE PROJECTION



DO NOT SCALE DRAWING
DRAWING IS SUBJECT TO
CHANGE WITHOUT NOTICE

DIMENSIONS: INCHES [METRIC]

UNLESS OTHERWISE SPECIFIED
TOLERANCES ARE ±.005 [0.13]
ANGLES ARE ± 1°

SHEET NO. 1 OF 1

Bel Stewart Connector

11118 Susquehanna Trail South
Glen Rock, PA 17327-9199
(717) 235-7512 Fax: (717) 235-7954 <http://www.stewartconnector.com>

TITLE: 8 POSITION/8 CONDUCTOR STANDARD UNSHIELDED PLUG ASSEMBLY

THIS DRAWING AND THE SUBJECT MATTER SHOWN THEREON ARE CONFIDENTIAL AND THE PROPRIETARY PROPERTY OF STEWART CONNECTOR ("SCS") AND SHALL NOT BE REPRODUCED, COPIED OR USED IN ANY MANNER WITHOUT PRIOR WRITTEN CONSENT OF "SCS". THE SUBJECT MATTER MAY BE PATENTED OR A PATENT MAY BE PENDING. © SCS

DRN BY:	TRM	DATE	2-3-03
APPD BY:	RGC	DATE	2-3-03
DWG NO.	CT390020	REV.	A6